



PREVISIONI VENDEMMIALI

2022

Ministero delle Politiche Agricole, Alimentari e Forestali

via XX settembre 20, ROMA

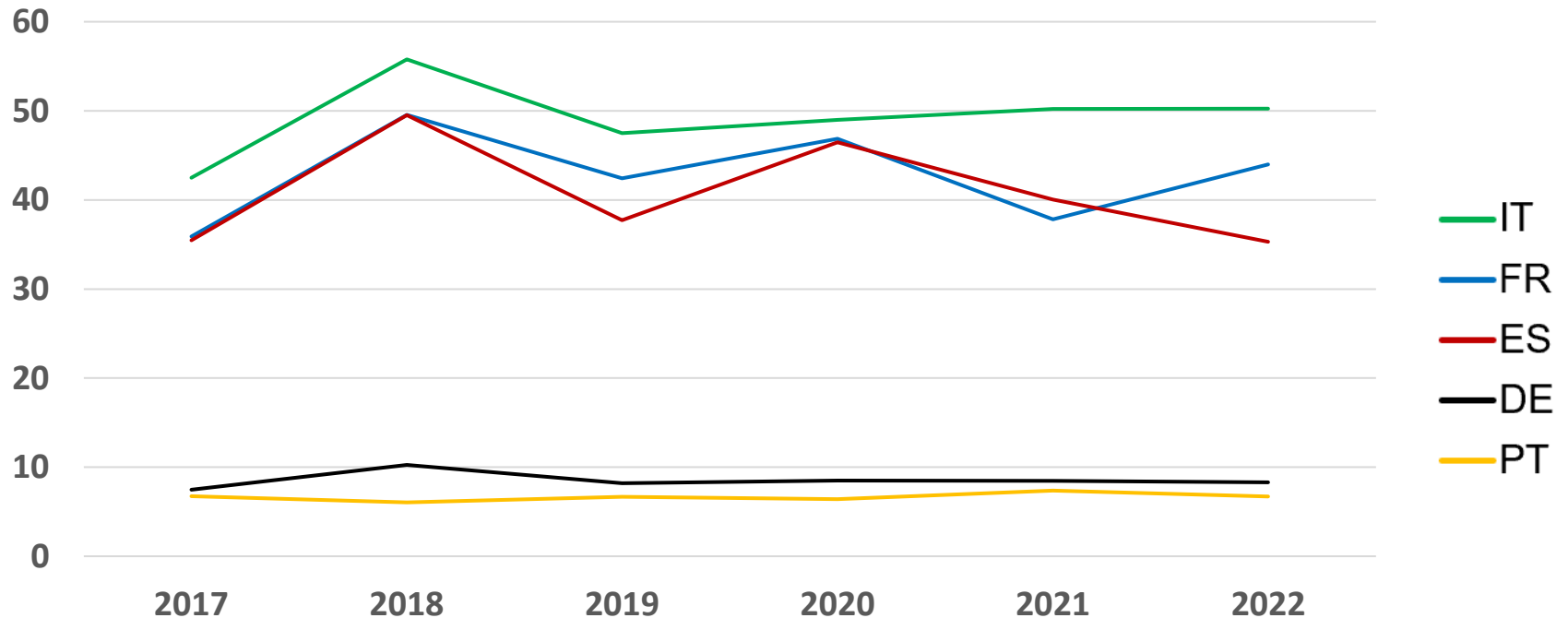


PREVISIONI VENDEMMIALI

2022


Ignacio Sánchez Recarte – CEEV

Wine and Must Production (CEEV forecast)

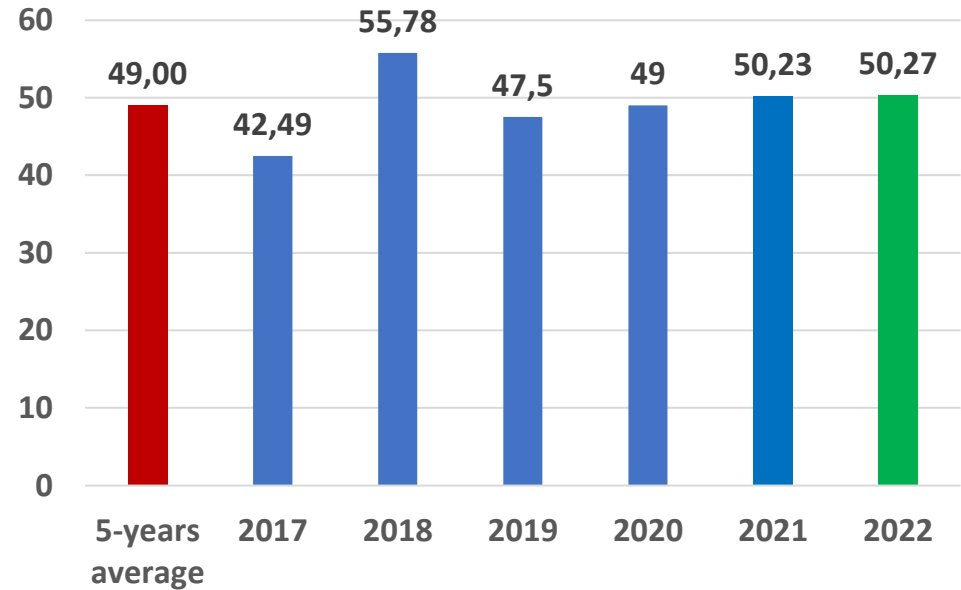


**2022 vs 2021 (Top5):
Similar production (≈ 144 Mhl)**

ITALIA

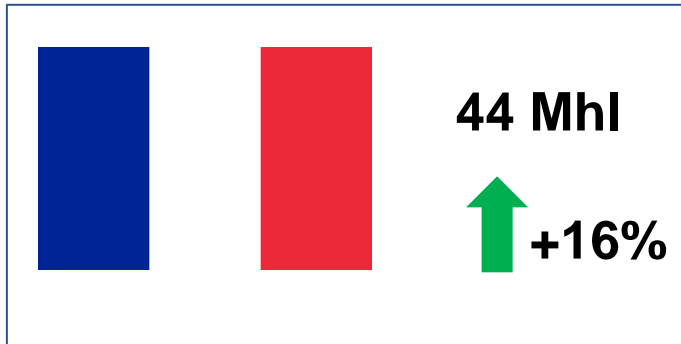


**Wine and Must Production -
ITALY**

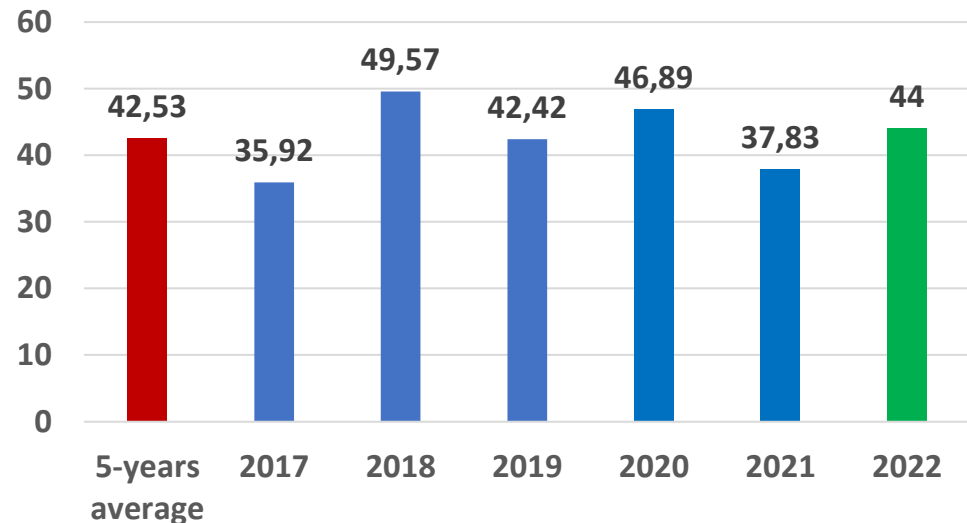


Still 1st producer in the EU and in the world!

FRANCE




Wine and Must Production - FRANCE

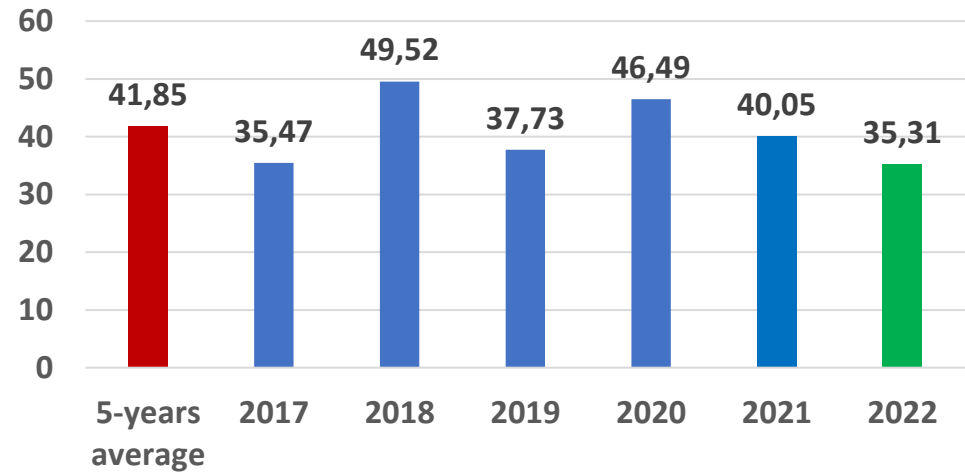


- **Average harvest** despite spring frost, hail and heat
- **Anticipated harvest**
- **10.000 ha** touched by frost and hail in Bordeaux
- **Bourgogne** and **Champagne** to be authorised to exceed the maximum yield per hectare (+7%)

SPAIN



Wine and Must Production - **SPAIN**



CASTILLA LA MANCHA

- 18,66 Mhl → - 16% than in 2021
- Under the sign of heat and drought

CAVA

- 0,40 €/kg estimated average cost of production
- Around -17% of production due to drought

STOCKS

- 36,35 Mhl of wine
- 1,4 Mhl of must
- 34% of white wines

OTHER USES (2021-22)

- 2,13 M hl for distillation and vinegar (-38%)

GERMANY

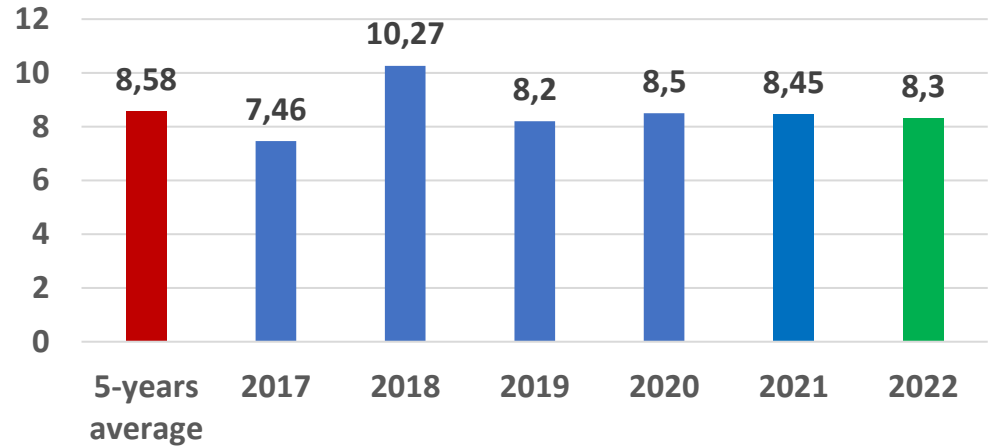


8,3 Mhl



- 2%

Wine and Must Production - GERMANY



PORTUGAL

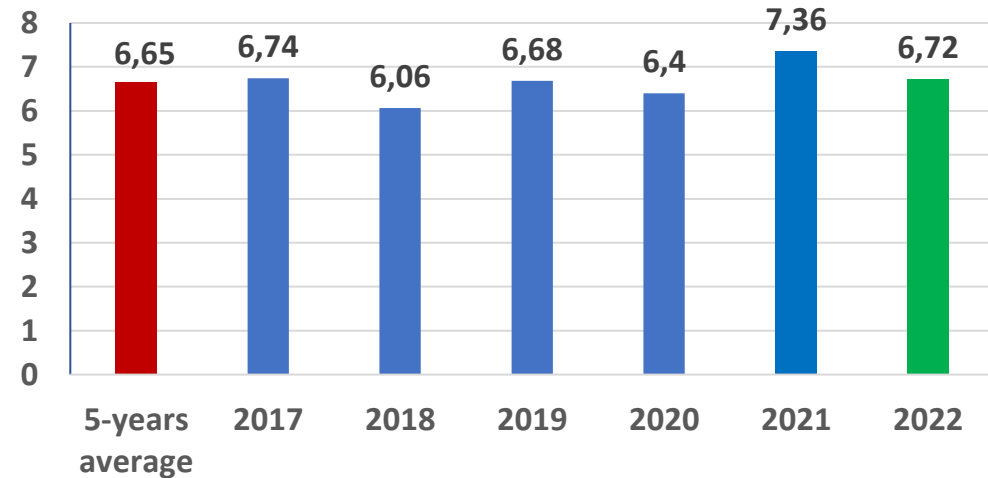


6,5 Mhl



-9%

Wine and Must Production - PORTUGAL



REST OF THE WORLD

Southern Hemisphere Wine Production 2022

Country	2022 Production	2022 vs 2021
Argentina	11,2 million hl	- 10,4 %
Australia	12,3 million hl	-13,3 %
Chile	12,4 million hl	-7,5 %
New Zealand	1,9 million hl	- 29,5 %
South Africa	10.3 million hl	-2,8 %

THE WINE WORLD in 2022

